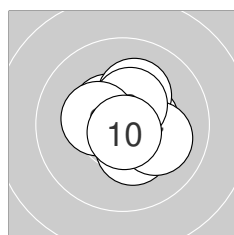
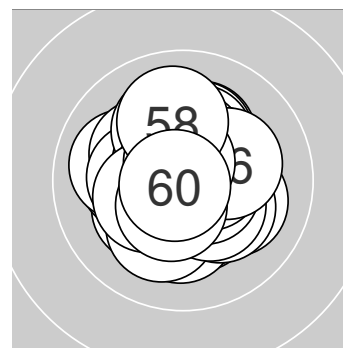


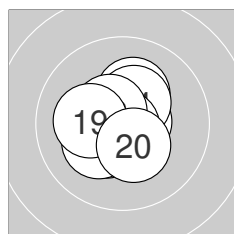
Ergebnis: **627.7** (600)  
 Serien: 104.5 104.6 103.8 104.9 104.9 105.0  
 Zähler: 60 0 0 0 0 0 0 0 0 0 0  
 Innenzehner: 55  
 Weitest: 243 (28.), 239 (58.), 215 (7.)  
 beste Teiler: 6.0 (37.), 19.0 (16.), 23.7 (53.)  
 Trefferlage: 0.05 mm links, 0.24 mm hoch  
 Streuwert: 0.95, horizontal: 0.95, vertikal: 0.95



**Serie 1: 104.5 (100)**

10.5* ↘	10.6* ↘	10.5* →	10.3* ↓	10.2* ↑
10.8* ↗	10.1 ↘	10.4* ↑	10.3* ←	10.8* ↓

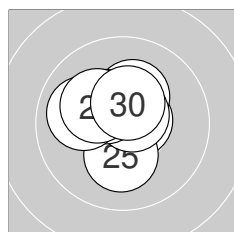
beste Teiler: 46.6 (6.), 48.0 (10.), 76.1 (2.)  
 Trefferlage: 0.37 mm rechts, 0.15 mm hoch  
 Streuwert: 0.97, horizontal: 0.97, vertikal: 0.96



**Serie 2: 104.6 (100)**

10.2* ↑	10.7* →	10.7* ←	10.4* ↑	10.4* ↙
10.9* ↓	10.2* ↙	10.5* ↘	10.2* ←	10.4* ↓

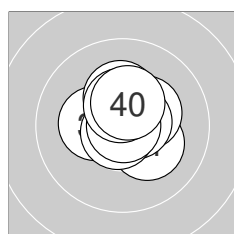
beste Teiler: 19.0 (16.), 52.2 (13.), 73.9 (12.)  
 Trefferlage: 0.29 mm links, 0.05 mm hoch  
 Streuwert: 1.00, horizontal: 0.98, vertikal: 1.02



**Serie 3: 103.8 (100)**

10.6* →	10.5* ←	10.6* ←	10.3* ↑	10.2* ↓
10.6* ↗	10.4* ↘	10.0 ←	10.2* ↘	10.4* ↑

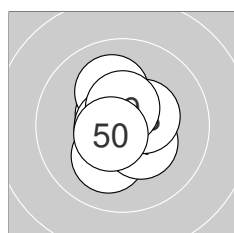
beste Teiler: 77.8 (26.), 80.5 (21.), 98.4 (23.)  
 Trefferlage: 0.47 mm links, 0.48 mm hoch  
 Streuwert: 1.01, horizontal: 1.06, vertikal: 0.96



**Serie 4: 104.9 (100)**

10.2* ↘	10.6* ←	10.3* ↗	10.6* →	10.3* ←
10.8* ↙	10.9* →	10.3* ↑	10.5* ↑	10.4* ↑

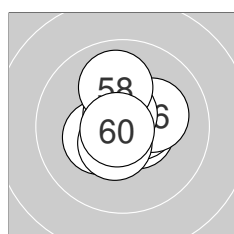
beste Teiler: 6.0 (37.), 50.8 (36.), 77.2 (34.)  
 Trefferlage: 0.08 mm rechts, 0.40 mm hoch  
 Streuwert: 0.90, horizontal: 0.95, vertikal: 0.85



**Serie 5: 104.9 (100)**

10.6* ↘	10.1 ↓	10.1 ↑	10.7* ←	10.8* ↘
10.7* ←	10.4* ↘	10.4* →	10.5* ↑	10.6* ↙

beste Teiler: 35.3 (45.), 66.0 (46.), 71.3 (44.)  
 Trefferlage: 0.16 mm links, 0.05 mm hoch  
 Streuwert: 0.95, horizontal: 0.78, vertikal: 1.09



**Serie 6: 105.0 (100)**

10.6* ↘	10.5* ↑	10.9* ↑	10.3* ←	10.5* →
10.2* →	10.7* ↑	10.0 ↑	10.5* ↙	10.8* ↙

beste Teiler: 23.7 (53.), 38.5 (60.), 74.5 (57.)  
 Trefferlage: 0.12 mm rechts, 0.31 mm hoch  
 Streuwert: 0.94, horizontal: 0.90, vertikal: 0.97

